

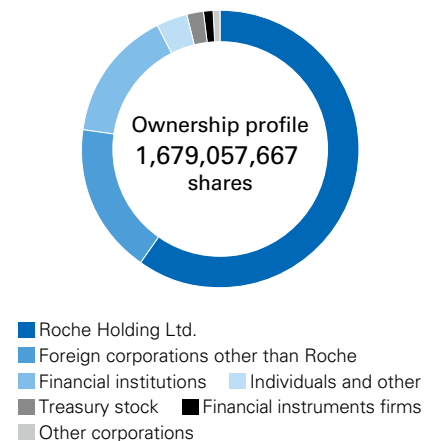
Shareholder Information (As of December 31, 2020)

Major Shareholders

Name	Number of Shares Held (Thousands)	Percentage of Voting Rights (%)
Roche Holding Ltd.	1,005,670	61.18
The Master Trust Bank of Japan, Ltd. (Trust Account)	105,907	6.44
JP MORGAN CHASE BANK 385632	60,658	3.69
Custody Bank of Japan, Ltd. (Trust Account)	48,548	2.95
Custody Bank of Japan, Ltd. (Trust Account 7)	18,546	1.12
SSBTC CLIENT OMNIBUS ACCOUNT	14,518	0.88
STATE STREET BANK WEST CLIENT - TREATY 505234	14,460	0.87
STATE STREET BANK AND TRUST COMPANY 505001	12,283	0.74
Custody Bank of Japan, Ltd. (Trust Account 5)	9,930	0.60
Custody Bank of Japan, Ltd. (Security Investment Trust Account)	9,849	0.59

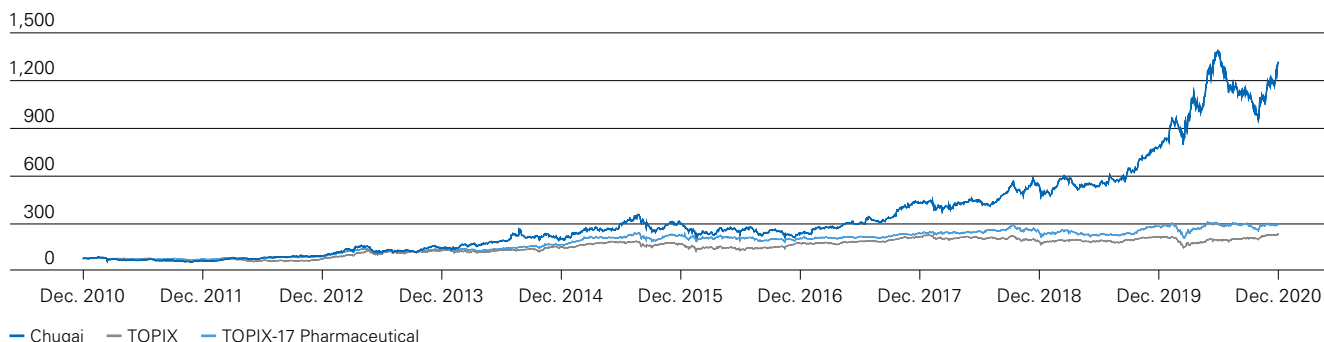
Note: The Company holds 35,186,586 shares of treasury stock, but is excluded from the 10 major shareholders listed in the table above.

Classification of Shareholders



10-Year Total Shareholder Return (TSR)

(Index)



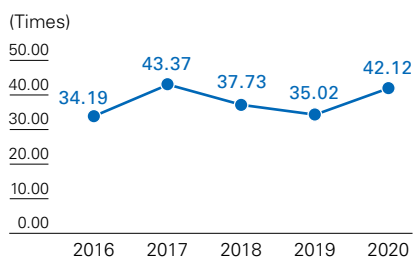
	Last 1 year	Last 3 years		Last 5 years		Last 10 years	
	TSR	TSR	Annualized TSR	TSR	Annualized TSR	TSR	Annualized TSR
Chugai	65.3%	197.5%	46.0%	316.1%	38.5%	1,219.4%	33.2%
TOPIX	7.4%	6.6%	3.2%	30.7%	6.4%	149.9%	11.3%
TOPIX-17 Pharmaceutical	4.4%	21.6%	7.4%	26.9%	5.6%	212.4%	13.2%

Note: In the above graphs and tables, the Chugai closing price and benchmark indexes as of December 30, 2010, are fixed at 100 and the figures for ROI assume re-investment of the dividends. The benchmark indexes used are the Tokyo Stock Price Index (TOPIX) and TOPIX-17 Pharmaceutical.

Share Price Indicators

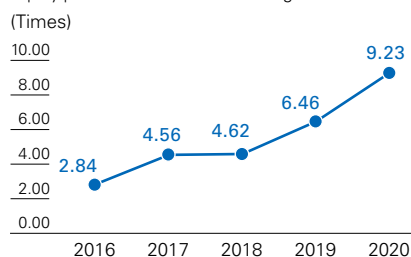
Price/Earnings Ratio

Year-end share price / Basic net income per share



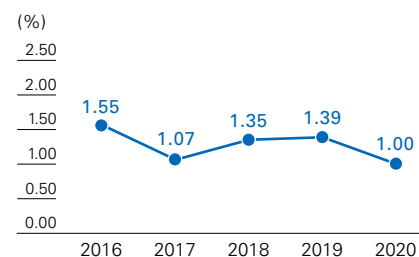
Price/Book Ratio

Year-end share price / Equity per share attributable to Chugai shareholders



Dividend Yield

Dividends per share / Year-end share price



Corporate Overview (As of December 31, 2020)

Company Name Chugai Pharmaceutical Co., Ltd.	Number of Shares Issued of Common Stock 1,679,057,667
Year of Foundation 1925	Number of Shareholders 34,921
Year of Establishment 1943	Stock Listing Tokyo Stock Exchange, First Section
Head Office 2-1-1 Nihonbashi-Muromachi, Chuo-ku, Tokyo 103-8324, Japan Tel: +81-(0)3-3281-6611 (main switchboard)	Fiscal Year-End December 31
Stated Capital ¥73,202 million	General Meeting of Shareholders March
Number of Employees 7,555 (Consolidated)	Transfer Agent Mitsubishi UFJ Trust and Banking Corporation

Information on Chugai's Sustainability Initiatives

Chugai discloses its initiatives in a variety of media, including this printed report and its website. Please refer to the website for further details on initiatives presented in this report.



Sustainability website

<https://www.chugai-pharm.co.jp/english/sustainability/>

Chugai Pharmaceutical website and social media

Corporate website

<https://www.chugai-pharm.co.jp/english/>



Twitter

https://twitter.com/chugai_cc
ID @chugai_cc



YouTube

<https://www.youtube.com/chugaijp>

External Evaluation of Chugai's ESG Initiatives

Selected for the first time in the DJSI World,
a global ESG investment index

Member of

**Dow Jones
Sustainability Indices**

Powered by the S&P Global CSA

Award of AA rating, which covers the top 9% of
pharmaceutical companies worldwide

MSCI
ESG RATINGS



CCC B BB BBB A AA AAA

Selected as a constituent in the FTSE4Good
Index Series for the 18th consecutive year



FTSE4Good

Listed for All Four ESG Indices used by
the Government Pension Investment Fund of Japan



FTSE Blossom
Japan



2020 CONSTITUENT MSCI JAPAN
EMPOWERING WOMEN INDEX (WIN)

2020 CONSTITUENT MSCI JAPAN
ESG SELECT LEADERS INDEX



In 2020, Chugai Pharmaceutical Co., Ltd. received a rating of AA (on a scale of AAA-CCC) in the MSCI ESG Ratings assessment. The inclusion of Chugai Pharmaceutical Co., Ltd. in any MSCI index, and the use of MSCI logos, trademarks, service marks or index names herein, do not constitute a sponsorship, endorsement or promotion of Chugai Pharmaceutical Co., Ltd. by MSCI or any of its affiliates. The MSCI indices are the exclusive property of MSCI. MSCI and the MSCI index names and logos are trademarks or service marks of MSCI or its affiliates.

As the result of a third-party audit, FTSE Russell (a registered trademark of FTSE International Limited and Frank Russell Company) hereby attests that Chugai satisfies the conditions of listing on the FTSE Blossom Japan Index and has been made a constituent stock of such index. The FTSE Blossom Japan Index was created by FTSE Russell, a global index provider, and has been designed to measure the performance of Japanese companies demonstrating excellent environmental, social, and governance (ESG) practices. The FTSE Blossom Japan Index is widely used in the creation and evaluation of sustainable investment funds and other financial products.

Inquiries on This Annual Report:


Investor Relations Group, Corporate Communications Dept.

Tel: +81-(0)3-3273-0554 Fax: +81-(0)3-3281-6607 E-mail: ir@chugai-pharm.co.jp

Innovation all for the patients



CHUGAI PHARMACEUTICAL CO., LTD.

 A member of the Roche group

2-1-1 Nihonbashi-Muromachi, Chuo-ku, Tokyo 103-8324, Japan URL: <https://www.chugai-pharm.co.jp/english/>