

R&Dカンファレンスコール(WFH2018) HAVEN 3試験 / HAVEN 4試験

奈良県立医科大学小児科学教室
教授
嶋 緑倫 先生

2018.5.22



将来の見通し

本プレゼンテーションには、中外製薬の事業及び展望に関する将来見通しが含まれていますが、いずれも、既存の情報や様々な動向についての中外製薬による現時点での分析を反映しています。実際の業績は、事業に及ぼすリスクや不確定な事柄により現在の見通しと異なることもあります。

本プレゼンテーションには、医薬品(開発品を含む)に関する情報が含まれていますが、それらは宣伝・広告や医学的なアドバイスを目的とするものではありません。

すべての革新は患者さんのために



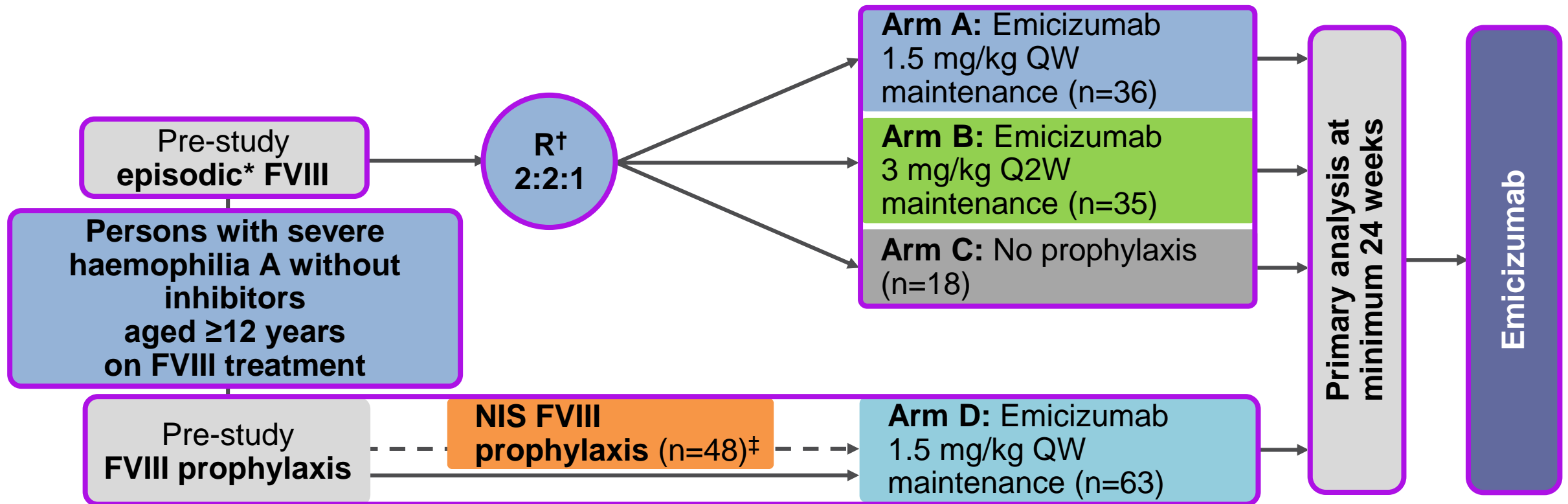
Roche ロシュ グループ

HAVEN 3試験結果

HAVEN 3: Background and objectives

- Regular prophylactic intravenous factor VIII (FVIII) infusions are the optimal treatment approach for severe haemophilia A
 - Clinical and subclinical bleeds may occur despite prophylaxis
 - High treatment burden leading to suboptimal care for those unable to adhere
- Therefore, there's an unmet need for highly effective treatment options with reduced treatment burden
- HAVEN 3 (NCT02847637) was designed to assess the efficacy, safety and pharmacokinetics of subcutaneous emicizumab prophylaxis in persons with haemophilia A without inhibitors

HAVEN 3: Study design and endpoints



Emicizumab given subcutaneously and all regimens started with a loading series of 3 mg/kg/week for 4 weeks

Primary efficacy	Treated bleed rate (A vs C; B vs C) at minimum 24 weeks
Secondary efficacy	All bleed rate; joint bleed rate; target joint bleed rate; spontaneous bleed rate; HRQoL/health status Bleed rate in prophylaxis Arm D patients vs prior FVIII prophylaxis during NIS
Safety	Includes incidence of ADAs, TEs, FVIII inhibitors

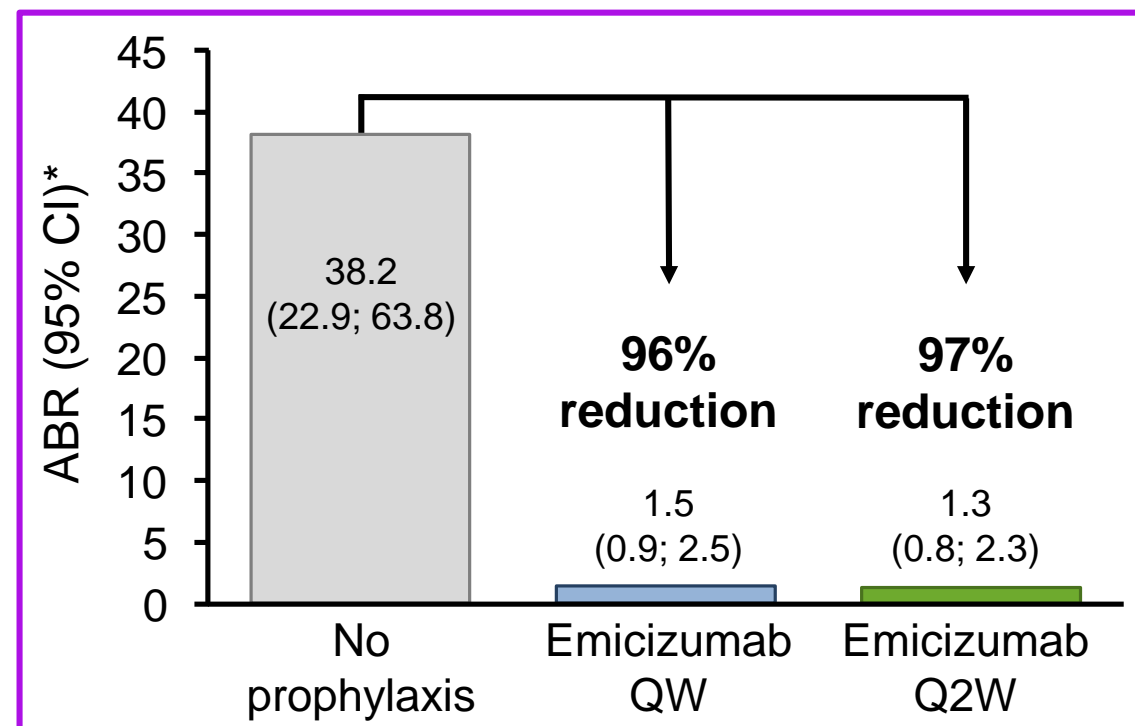
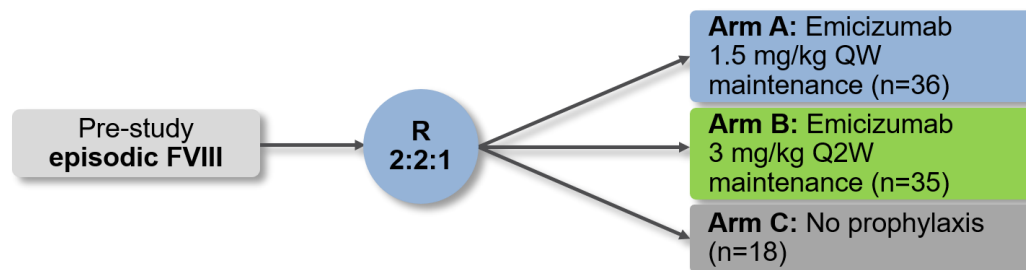
HAVEN 3: Demographics and baseline clinical characteristics

Characteristic	Prior episodic treatment			Prior prophylaxis	Total N=152
	Arm A: Emicizumab 1.5 mg/kg QW n=36	Arm B: Emicizumab 3 mg/kg Q2W n=35	Arm C: No prophylaxis n=18	Arm D: Emicizumab 1.5 mg/kg QW n=63	
Median (min–max) age, years	36.5 (19–77)	41.0 (20–65)	40.0 (16–57)	36.0 (13–68)	38.0 (13–77)
Age, years, n (%)					
<18	0	0	1 (5.6)	7 (11.1)	8 (5.3)
≥18	36 (100.0)	35 (100.0)	17 (94.4)	56 (88.9)	144 (94.7)
<9 bleeds in 24 weeks before study entry, n (%)	9 (25.0)	5 (14.3)	4 (22.2)	53 (84.1)	71 (46.7)
Target joints, n (%)					
No	2 (5.6)	8 (22.9)	3 (16.7)	37 (58.7)	50 (32.9)
Yes	34 (94.4)	27 (77.1)	15 (83.3)	26 (41.3)	102 (67.1)
>1 target joint	20/34 (58.8)	22/27 (81.5)	14/15 (93.3)	18/26 (69.2)	74/102 (72.5)

HAVEN 3 primary endpoint: Treated bleeds

Emicizumab QW and Q2W significantly reduced ABR vs no prophylaxis

Endpoint	Arm A: Emicizumab 1.5 mg/kg QW n=36	Arm B: Emicizumab 3 mg/kg Q2W n=35	Arm C: No prophylaxis n=18
Median efficacy period, weeks (min–max)	29.6 (17.3–49.6)	31.3 (7.3–50.6)	24.0 (14.4–25.0)
ABR, model based* (95% CI)	1.5 (0.9; 2.5)	1.3 (0.8; 2.3)	38.2 (22.9; 63.8)
Reduction vs Arm C RR, P-value	96% reduction 0.04, P<0.0001	97% reduction 0.03, P<0.0001	—
Median ABR, calculated (IQR)	0.0 (0.0–2.5)	0.0 (0.0–1.9)	40.4 (25.3–56.7)
Patients with zero bleeds, % (95% CI)	55.6 (38.1; 72.1)	60.0 (42.1; 76.1)	0.0 (0.0; 18.5)
Patients with 0–3 bleeds, % (95% CI)	91.7 (77.5; 98.2)	94.3 (80.8; 99.3)	5.6 (0.1; 27.3)



*ABR calculated with negative binomial regression model.

ABR, annualised bleeding rate; IQR, interquartile range; RR, rate ratio.

HAVEN 3 bleed-related secondary endpoints

Consistent statistically significant reductions in ABR across endpoints and regimens

Endpoint	Arm A: Emicizumab 1.5 mg/kg QW n=36	Arm B: Emicizumab 3 mg/kg Q2W n=35	Arm C: No prophylaxis n=18
All bleeds			
ABR, model based* (95% CI)	2.5 (1.6; 3.9)	2.6 (1.6; 4.3)	47.6 (28.5; 79.6)
% reduction (RR) vs Arm C, P-value	95%, P<0.0001	94%, P<0.0001	—
% patients with 0 bleeds (95% CI)	50.0 (32.9; 67.1)	40.0 (23.9; 57.9)	0.0 (0.0; 18.5)
Treated spontaneous bleeds			
ABR, model based* (95% CI)	1.0 (0.5; 1.9)	0.3 (0.1; 0.8)	15.6 (7.6; 31.9)
% reduction (RR) vs Arm C, P-value	94%, P<0.0001	98%, P<0.0001	—
% patients with 0 bleeds (95% CI)	66.7 (49.0; 81.4)	88.6 (73.3; 96.8)	22.2 (6.4; 47.6)
Treated joint bleeds			
ABR, model based* (95% CI)	1.1 (0.6; 1.9)	0.9 (0.4; 1.7)	26.5 (14.7; 47.8)
% reduction (RR) vs Arm C, P-value	96%, P<0.0001	97%, P<0.0001	—
% patients with 0 bleeds (95% CI)	58.3 (40.8; 74.5)	74.3 (56.7; 87.5)	0.0 (0.0; 18.5)
Treated target joint bleeds			
ABR, model based* (95% CI)	0.6 (0.3; 1.4)	0.7 (0.3; 1.6)	13.0 (5.2; 32.3)
% reduction (RR) vs Arm C, P-value	95%, P<0.0001	95%, P<0.0001	—
% patients with 0 bleeds (95% CI)	69.4 (51.9; 83.7)	77.1 (59.9; 89.6)	27.8 (9.7; 53.5)

*ABR calculated with negative binomial regression model.

HAVEN 3: Intraindividual comparison methods

**NIS FVIII
prophylaxis (n=48)**



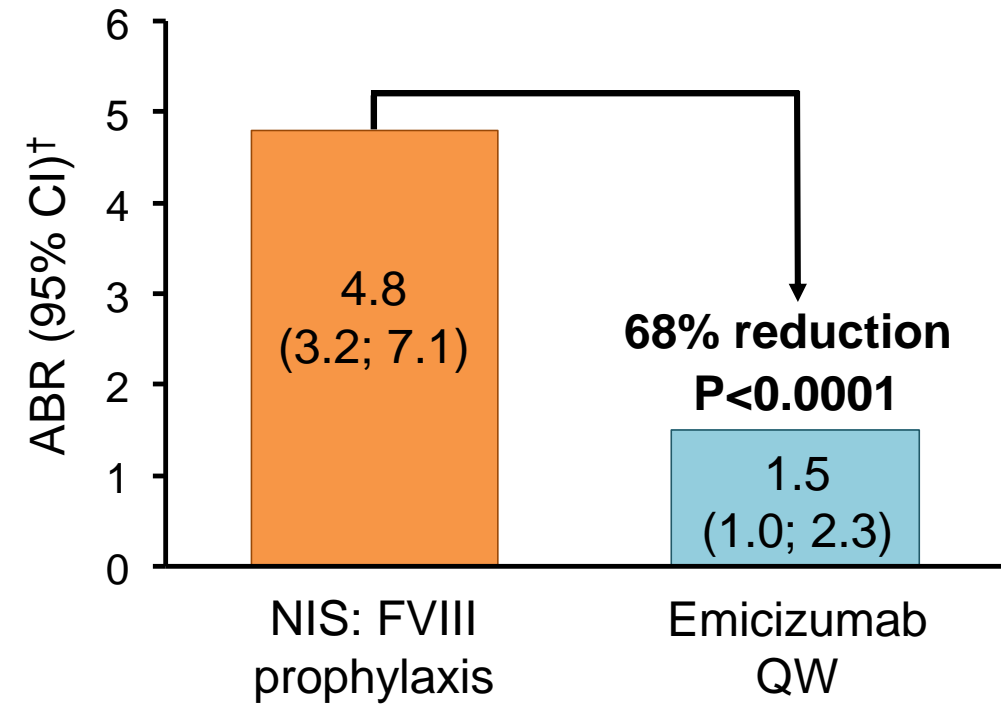
**Arm D: Emicizumab
1.5 mg/kg QW maintenance
(n=48 of 63)**

- In Arm D (n=63), 48 patients were followed prospectively in the NIS on FVIII prophylaxis and included in an intraindividual analysis
- The NIS prospectively collected data on bleeds and FVIII administration, using the same methodology as in HAVEN 3
- The availability of granular data enabled paired analyses using identical definitions and methodologies
- Investigators attested that each patient received adequate prophylaxis
- Intraindividual comparison controls for interpatient variability (e.g. bleeding characteristics, risk factors for bleeds, and patient recognition of bleeds)

HAVEN 3: Intraindividual comparison of treated bleeds

Emicizumab significantly reduced ABR vs prior FVIII prophylaxis

Endpoint	Arm D: Emicizumab 1.5 mg/kg QW n=48*	NIS: FVIII prophylaxis n=48
Duration of efficacy period, median (min-max), weeks	33.7 (20.1–48.6)	30.1 (5.0–45.1)
ABR, model based (95% CI) [†]	1.5 (1.0; 2.3)	4.8 (3.2; 7.1)
Reduction vs NIS FVIII RR, P-value	68% reduction 0.32, P<0.0001	—
Median ABR, calculated (IQR)	0.0 (0.0–2.1)	1.8 (0.0–7.6)
Patients with zero bleeds, % (95% CI)	54.2 (39.2; 68.6)	39.6 (25.8; 54.7)
Patients with 0–3 bleeds, % (95% CI)	91.7 (80.0; 97.7)	72.9 (58.2; 84.7)

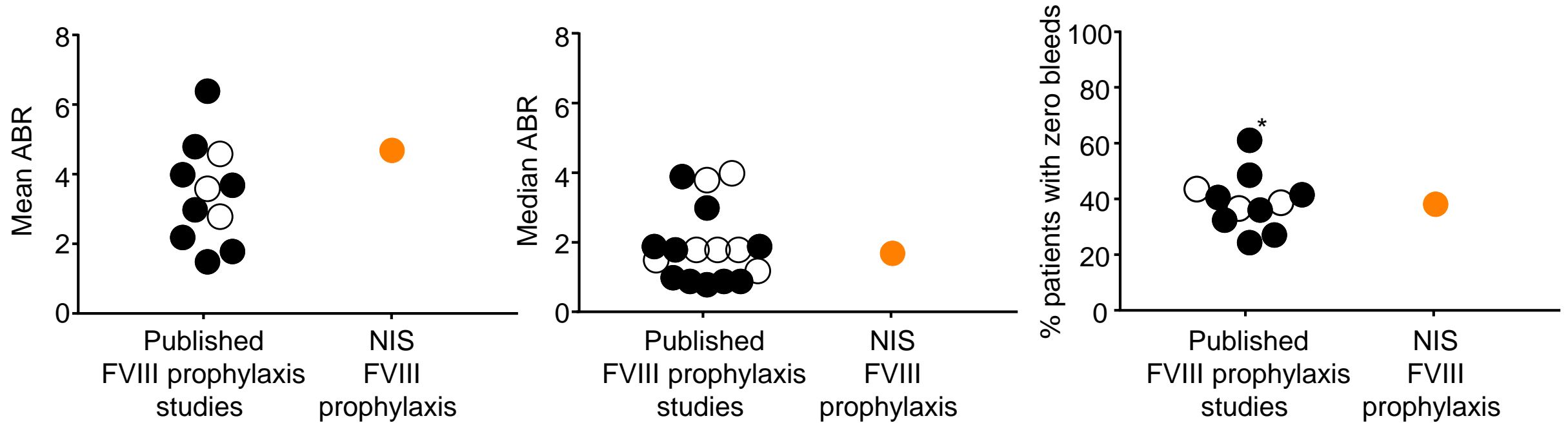


- For all patients in Arm D (n=63), ABR (95% CI) was 1.6 (1.1; 2.4) and 55.6% (95% CI, 42.5; 68.1) had zero bleeds

*Data from 48 patients in Arm D who participated in the NIS shown.

[†]ABR calculated with negative binomial regression model.

FVIII prophylactic therapies: Results of phase 3 studies



● Published standard half-life FVIII studies¹⁻⁵ ○ Published extended half-life FVIII studies⁶⁻⁹ ● NIS FVIII prophylaxis (n=48)

- Measures for efficacy endpoints not consistently reported across all FVIII studies and some studies included subgroup analyses
 - Advate,¹ NovoEight,² Nuwiq,³ Kovaltry,⁴ Afstyla,⁵ Eloctate,⁶ Adynovate,⁷ Bay 94-9027⁸ and N8-GP⁹

*Octocog alfa, 3x/week; percentage represents subgroup with observation of 1-year treatment period.

1. Advate USPI; Valentino et al. 2012.
2. NovoEight USPI; Lentz et al. 2013.
3. Nuwiq USPI; Lissitchkov et al. 2015.

4. Kovaltry USPI; Saxena et al. 2016; Kavakli et al. 2015.
5. Afstyla USPI; Mahlangu et al. 2016.
6. Eloctate USPI; Mahlangu et al. 2014.

7. Adynovate USPI; Konkle et al. 2015.
8. Reding et al. 2017.
9. Giangrande et al. 2017.

HAVEN 3: Haem-A-QoL Physical Health domain score

Emicizumab resulted in numerical improvement

	Arm A: Emicizumab 1.5 mg/kg QW n=36	Arm B: Emicizumab 3 mg/kg Q2W n=35	Arm C: No prophylaxis n=17*
Physical Health domain score at Week 25			
Patients, n	34	29	13
Adjusted mean difference (95% CI) vs Arm C	12.5 (-2.0; 27.0)	16.0 (1.2; 30.8)	—
P-value	0.089	0.035	—

- Since the comparison of Haem-A-QoL between Arms A and C is not statistically significant, the comparison of Arms B and C is not considered statistically significant due to the order of endpoints in the hierarchical testing framework

HAVEN 3: Patient preference

Nearly all patients preferred emicizumab

Which of the treatments would you prefer to take as the treatment for your haemophilia? (Mark ONLY one response)

- Prefer my old haemophilia treatment (IV)
- Prefer Emicizumab treatment (SC)
- Have no preference

- Exploratory efficacy endpoint assessed patient preference using the EmiPref survey
 - Completed by 95/134 (70.9%) eligible patients (Arms A, B and D)
- Of all survey responders, 93.7% (95% CI, 86.8; 97.7) preferred emicizumab
 - Importantly, 45/46 (97.8%) patients in Arm D favoured emicizumab over FVIII prophylaxis

HAVEN 3: Safety summary

Favourable safety profile observed with emicizumab

Event (MedDRA Preferred Term)	Arm A: Emicizumab 1.5 mg/kg QW n=36	Arm B: Emicizumab 3 mg/kg Q2W n=35	Arm C: Emicizumab 3 mg/kg Q2W n=16*	Arm D: Emicizumab 1.5 mg/kg QW n=63	Total N=150
Total number of AEs, n	143	145	19	236	543
Total patients ≥1 AE, n (%)	34 (94.4)	30 (85.7)	8 (50.0)	55 (87.3)	127 (84.7)
Number of serious AEs	1	3	0	10	14
Emicizumab related serious AEs	0	0	0	0	0
Selected AEs occurring in ≥5% of all patients, n (%) [†]					
Injection-site reaction [‡]	9 (25.0)	7 (20.0)	2 (12.5)	20 (31.7)	38 (25.3)
Upper respiratory tract infection	4 (11.1)	4 (11.4)	0	8 (12.7)	16 (10.7)
Patients with AE leading to withdrawal, n (%)	0	1 (2.9)	0	0	1 (0.7)

- 1 patient in Arm B discontinued due to multiple mild AEs (insomnia, hair loss, nightmare, lethargy, depressed mood, headache and pruritus); 2 patients were lost to follow-up (Arms A and C, 1 patient each)
- Of 215 events of co-exposure to FVIII and emicizumab in 64 patients, 43 included an average FVIII dose ≥50 IU/kg/24 hours, of which 8 events lasted >24 hours; co-exposure to emicizumab and FVIII was not related to serious AEs, TMA or TEs
- No deaths
- No serious AE was associated with emicizumab per investigator assessment
- No ADAs detected; no patients on emicizumab developed *de novo* FVIII inhibitors

*Data represent period of emicizumab prophylaxis only; at the clinical cutoff date, 1 patient was lost to follow-up and another was waiting to start emicizumab.

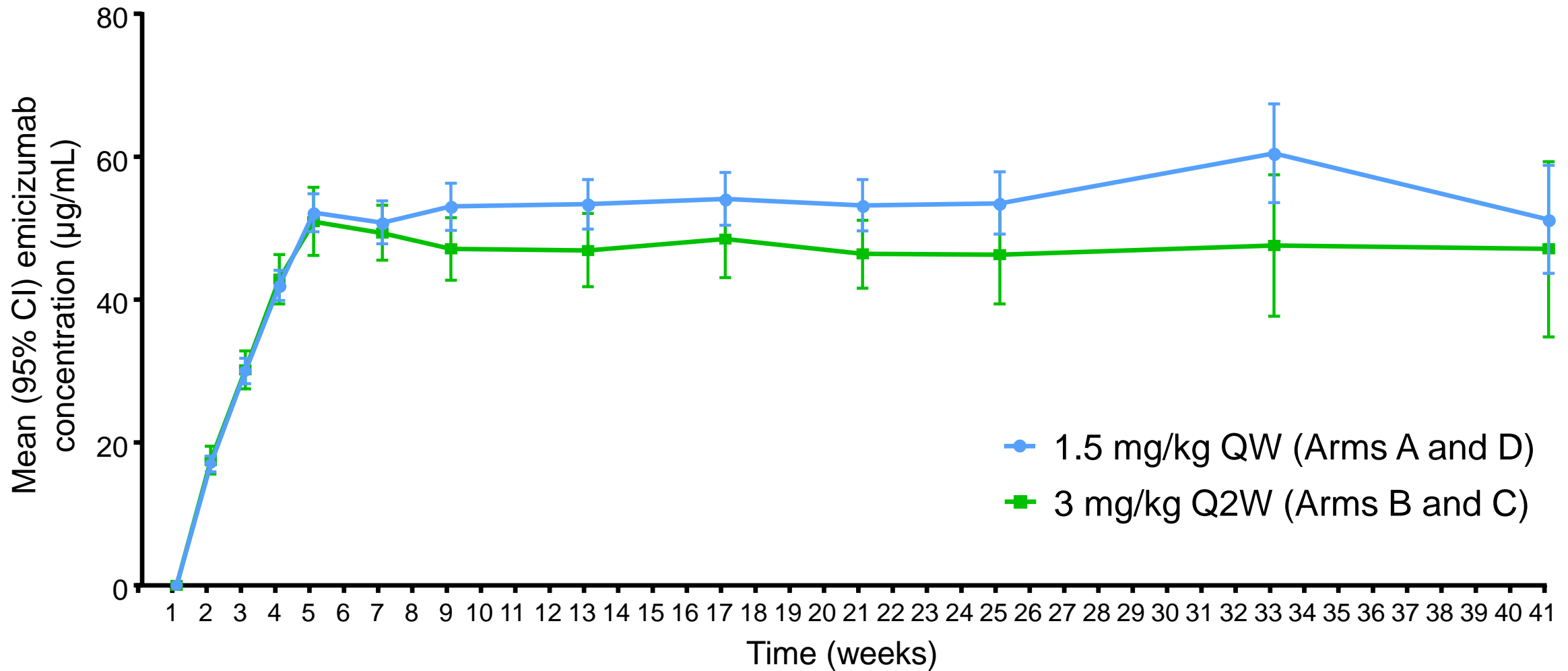
AE, adverse event; TMA, thrombotic microangiopathy.

[†]Other AEs in ≥5% of all patients: arthralgia (19%), nasopharyngitis (12%), headache (11%), and influenza (6%).

[‡]Grades 1–2 AE. 1 additional patient in Arm D (and total column) reported an “injection site erythema” not “injection site reaction” as the Preferred Term.

HAVEN 3: Efficizumab pharmacokinetics

QW or Q2W achieve sustained effective trough concentrations



- Efficizumab trough concentrations were consistent with a $T_{1/2}$ of ~30 days

HAVEN 3: Conclusions

- Emicizumab prophylaxis QW or Q2W achieved highly effective prophylaxis of bleeds in adults/adolescents with haemophilia A without inhibitors
- Notably, an intraindividual comparison demonstrated superiority of bleed rate with emicizumab (QW) over prior FVIII prophylaxis
- Nearly all patients preferred emicizumab over their prior haemophilia treatment
- A favourable safety profile for emicizumab was observed in HAVEN 3
 - No TE or TMA, and no unexpected safety signal
 - No related serious AEs
 - No ADAs or *de novo* FVIII inhibitors detected
- Subcutaneous emicizumab prophylaxis can provide a highly efficacious and flexible treatment option, with reduced burden for persons with haemophilia A

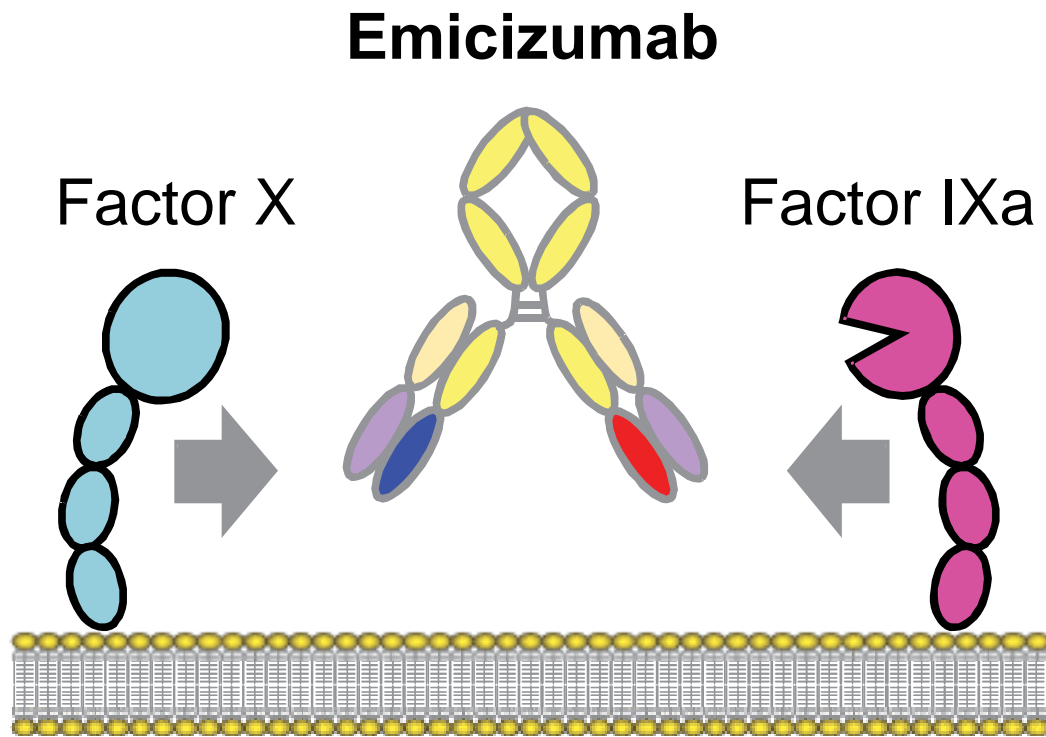
すべての革新は患者さんのために



Roche ロシュ グループ

HAVEN 4試験結果

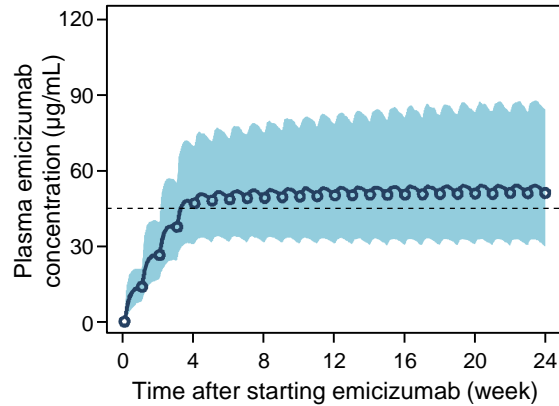
Background: Emicizumab



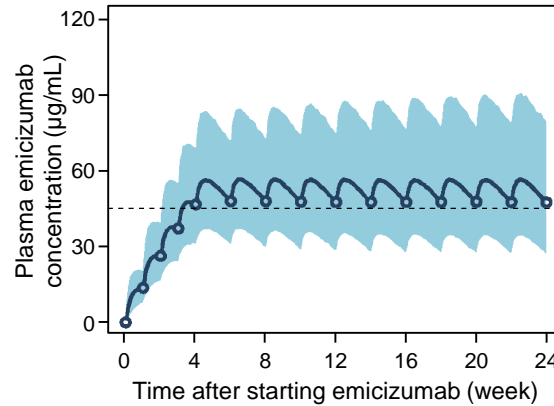
- Humanised bispecific monoclonal antibody
- Bridges activated factor IX (FIXa) and FX to restore function of missing FVIIIa
- No structural homology to FVIII (not expected to induce FVIII inhibitors or be affected by presence of FVIII inhibitors)
- Long half-life of ~30 days
- Administered subcutaneously
- Approved in several countries for once-weekly prophylaxis in persons with haemophilia A with inhibitors of all ages

PK and efficacy modelling for different emicizumab dosing regimens

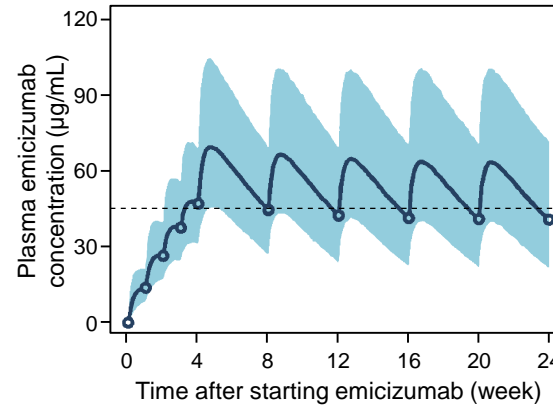
1.5 mg/kg QW



3 mg/kg Q2W



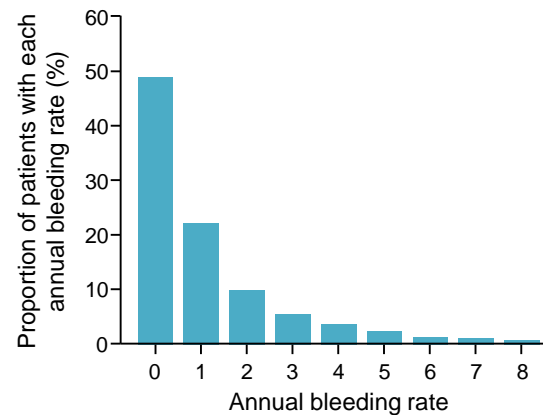
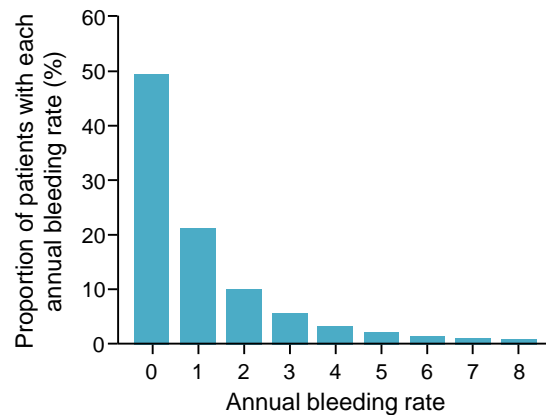
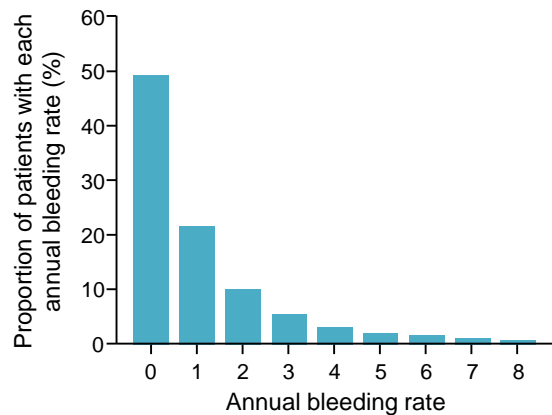
6 mg/kg Q4W



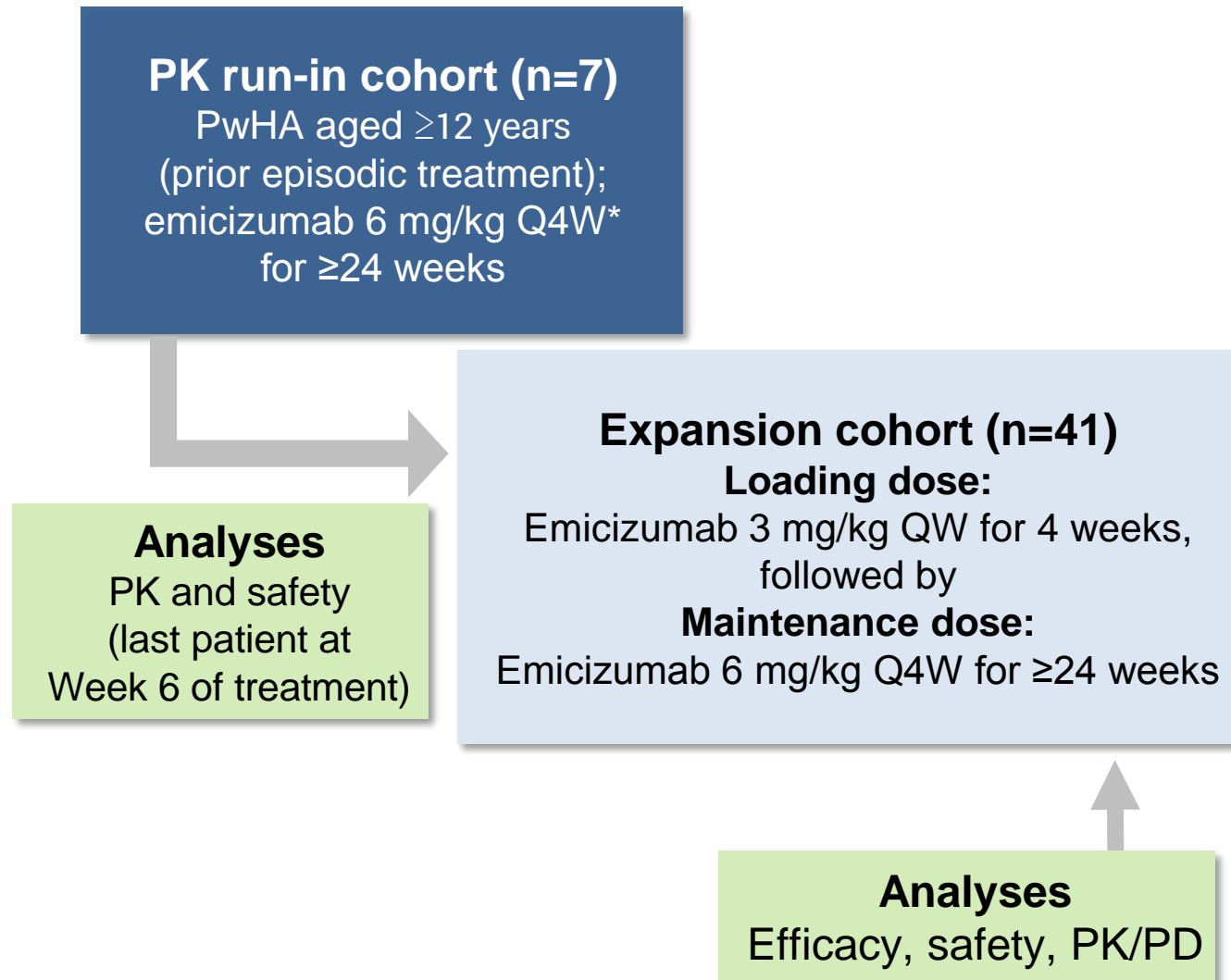
- All 3 regimens were expected to achieve clinically efficacious concentrations and provide similar efficacy
- All dosing regimens begin with loading period of 3 mg/kg/week for 4 weeks, followed by maintenance dose as indicated

PK modelling

Modelled ABR



HAVEN 4: Study design



- Expansion cohort:
 - Severe haemophilia A with or without inhibitors
 - Documented episodic or prophylactic treatment with FVIII replacement or BPAs for ≥ 24 weeks before study entry
 - Median (range) efficacy period: 25.6 (24.1–29.4) weeks

HAVEN 4

Expansion cohort: Study objectives

- Efficacy
 - Treated bleed rate, all bleed rate, joint bleed rate, target joint bleed rate, spontaneous bleed rate
 - Health-related quality of life/health status and functional outcomes (e.g. absences), preference (EmiPref)
- Safety
 - Incidence and severity of AEs, including thromboembolic events, severe hypersensitivity, injection-site reactions and laboratory abnormalities
 - Drug discontinuation
 - Incidence of ADAs and *de novo* FVIII inhibitors (in PwHA without inhibitors)
- Pharmacokinetic
 - Characterization of the PK profile after multiple Q4W subcutaneous doses of 6 mg/kg emicizumab
- Exploratory
 - Biomarkers (e.g. aPTT, thrombin generation assay, FVIII activity)

HAVEN 4

Demographics and baseline characteristics

Characteristic	Emicizumab 6 mg/kg Q4W N=41
Male, n (%)	41 (100.0)
Age	
Median (min–max), years	39 (14–68)
≥18 years, n (%)	38 (92.7)
Severe haemophilia A, n (%)*	40 (97.6)
Bleeds in 24 weeks before study entry, n (%)	
<9	28 (68.3)
≥9	13 (31.7)
Target joints, n (%)	
No	16 (39.0)
Yes	25 (61.0)
FVIII inhibitor present at study entry, n (%)	5 (12.2)

Data cutoff: 15 Dec 2017.

*Includes 1 patient with mild haemophilia and inhibitors (32 BU/mL), and <1% FVIII activity at study entry.

HAVEN 4

Effective bleed control achieved with emicizumab Q4W

- Median (range) efficacy period, 25.6 (24.1–29.4) weeks
- Majority (38/51 [74.5%]) of treated bleeds were traumatic

Bleeds n=41 pts	ABR, model based (95% CI)*	Median ABR, calculated (IQR)	Zero bleeds, % pts (95% CI)	0–3 bleeds, % pts (95% CI)
Treated bleeds	2.4 (1.4; 4.3)	0.0 (0.0; 2.1)	56.1 (39.7; 71.5)	90.2 (76.9; 97.3)
All bleeds	4.5 (3.1; 6.6)	2.1 (0.0; 5.9)	29.3 (16.1; 45.5)	80.5 (65.1; 91.2)
Treated spontaneous bleeds	0.6 (0.3; 1.5)	0.0 (0.0; 0.0)	82.9 (67.9; 92.8)	97.6 (87.1; 99.9)
Treated joint bleeds	1.7 (0.8; 3.7)	0.0 (0.0; 1.9)	70.7 (54.5; 83.9)	95.1 (83.5; 99.4)
Treated target joint bleeds	1.0 (0.3; 3.3)	0.0 (0.0; 0.0)	85.4 (70.8; 94.4)	97.6 (87.1; 99.9)

HAVEN 4 Haem-A-QoL Physical Health domain score

Emicizumab resulted in a numerical improvement

	Emicizumab 6 mg/kg Q4W N=38*	
	Baseline	Week 25
Patients, n	38	37
Physical Health domain score, mean (SD)	47.0 (25.1)	32.4 (25.4)
Change from baseline, mean (95% CI)	–	–15.1 (–22.4; –7.8)

- Change from baseline in the Physical Health domain score for meaningful improvements: ≥ 10 points (responder threshold)

HAVEN 4: Patient preference

All patients preferred emicizumab

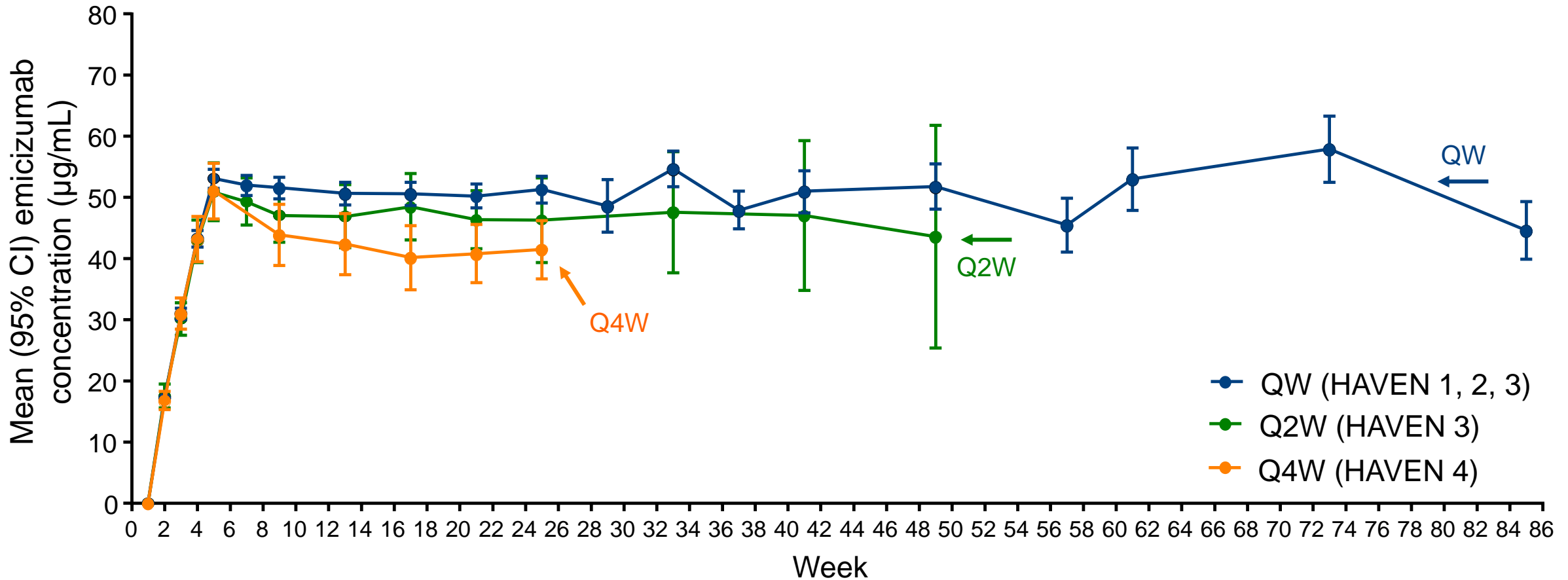
Which of the treatments would you prefer to take as the treatment for your haemophilia? (Mark ONLY one response)

- Prefer my old haemophilia treatment (IV)
- Prefer Emicizumab treatment (SC)
- Have no preference

- EmiPref survey was completed by all 41 (100%) eligible patients
- 100% (95% CI, 91.4; 100.0) of patients preferred emicizumab

HAVEN 1 – 4: Efficizumab pharmacokinetics

Trough concentrations by dosing regimen (QW, Q2W and Q4W)



- Clinically efficacious concentrations obtained with all 3 dosing regimens (consistent with PK model predictions)
- For Q4W, emicizumab mean trough concentrations were maintained at ~41 µg/mL from Week 13 to Week 25

HAVEN 4

Favourable safety profile observed with emicizumab

	Emicizumab 6 mg/kg Q4W N=41
Total number of AEs	148
Total patients ≥ 1 AE, n (%)	30 (73.2)
Serious AE*	1 (2.4)
Grade ≥ 3 AE	1 (2.4)
Related AE	12 (29.3)
Local injection-site reaction	9 (22.0)
AEs of special interest, n (%)	
Hypersensitivity	0
TE/TMA	0

- 73.2% of patients experienced ≥ 1 AE
- Only 1 serious (Grade ≥ 3) AE of rhabdomyolysis unrelated to emicizumab
- Injection-site reaction was the most common emicizumab-related AE (22.0%)
- No AEs led to emicizumab discontinuation or withdrawal
- No TEs, TMAs or hypersensitivity reactions
- No ADAs detected; no patients developed *de novo* FVIII inhibitors

HAVEN 4

Conclusions

- Emicizumab Q4W was safe and efficacious in PwHA ≥ 12 years with and without inhibitors
- Efficacy results were consistent across bleed-related endpoints and with other HAVEN studies
- Emicizumab was associated with a numerical improvement in Haem-A-QoL Physical Health domain score
- All patients preferred emicizumab over their prior haemophilia treatment
- Pharmacokinetic profiles support the efficacy data and were consistent with predictions
- Emicizumab showed a favourable safety profile with no TEs or TMAs
 - Most common AEs consistent with prior experience
 - Incidence of injection-site reaction in line with other HAVEN studies and mainly mild to moderate
 - No ADAs or *de novo* FVIII inhibitors detected

お問い合わせ先：広報IR部

投資家の皆様：
インベスターリレーションズグループ

Tel : 03-3273-0554

e-mail : ir@chugai-pharm.co.jp

担当：笹井、櫻井、島村、吉村